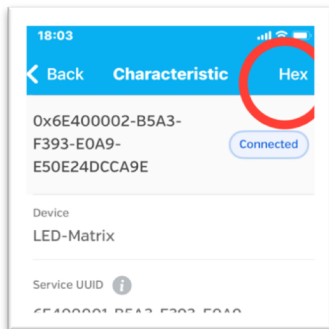
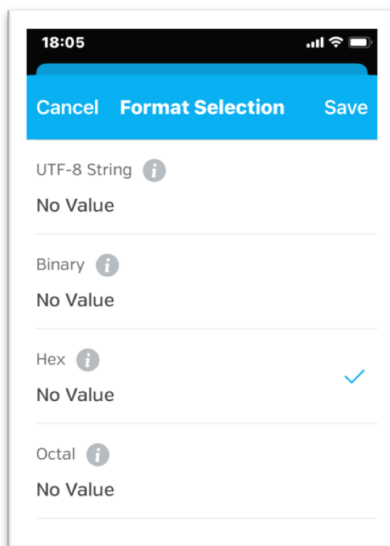


## How to use LED-Matrix

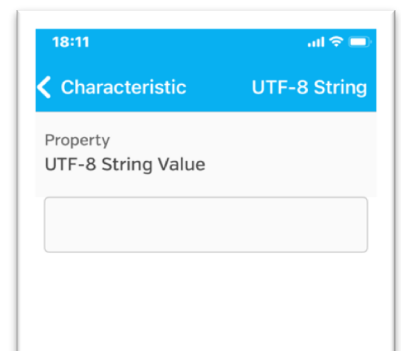
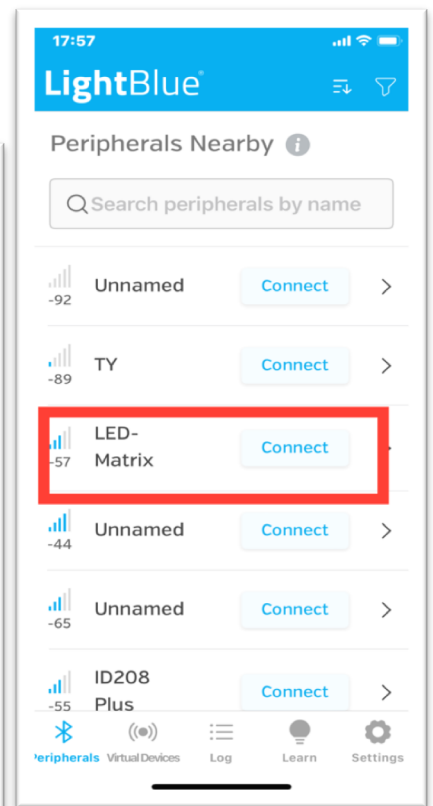
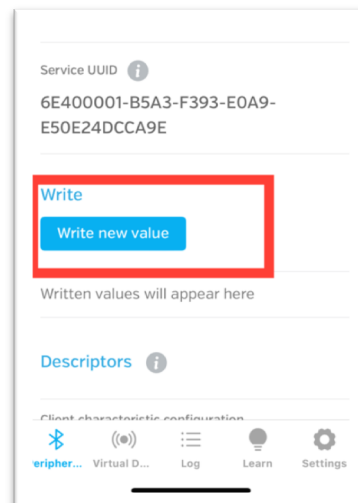
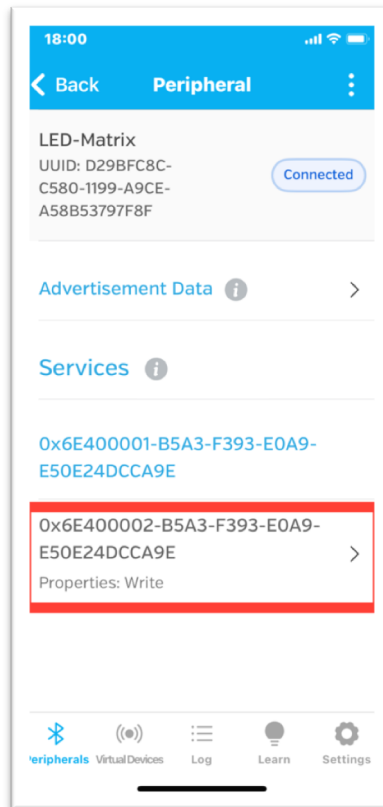
- 1- Install on you iphone // Lightblue App//;(only if not installed)
- 2- Open LightBlue App;
- 3- Chose LED-Matrix then connect
- 4- Chose the last item;



- 5- Press on Hex
- 6- Chose UTF-8 String  
Then save



- 7-press write and write



- To change wifi username → 0;xxxxxxx
- To change wifi password → 1;xxxxxxx
- To change on screen text → 2;xxxxxxx
- To change GMT → 3;xx(number)
- To change interval (ms) → 4;xxx(number)
- To change on screen text color → 5;#xxxxxx ((first xx for red then green then blue RGB system.))
- To change Time color → 6;#xxxxxx
- To change Date color → 7;#xxxxxx
- To change day of week color → 8;#xxxxxx
- To change Display mode → 9;x x=0 for text ,1 for time

